

**SAMPLE NAME: 800mg CBD Tincture**  
Infused, Non-Inhalable

**CULTIVATOR / MANUFACTURER**

**Business Name:**  
**License Number:**  
**Address:**

**DISTRIBUTOR**

**Business Name:** CBD Center  
**License Number:**  
**Address:**



**SAMPLE DETAIL**

**Batch Number:**  
**Sample ID:** 200427T024

**Date Collected:** 04/27/2020  
**Date Received:** 04/27/2020  
**Batch Size:**  
**Sample Size:**  
**Unit Mass:** 30 Milliliters per Unit  
**Serving Size:**



Scan QR code to verify authenticity of results.

**CANNABINOID ANALYSIS - SUMMARY**

**Total THC:** <LOQ

**Total CBD:** 895.020 mg/unit

**Total Cannabinoids:** 896.730 mg/unit

Total THC/CBD is calculated using the following formulas to take into account the loss of a carboxyl group during the decarboxylation step:

Total THC =  $\Delta^9\text{THC} + (\text{THCa} \cdot 0.877)$   
Total CBD =  $\text{CBD} + (\text{CBDa} \cdot 0.877)$   
Total Cannabinoids =  $(\Delta^9\text{THC} + 0.877 \cdot \text{THCa}) + (\text{CBD} + 0.877 \cdot \text{CBDa}) + (\text{CBG} + 0.877 \cdot \text{CBGa}) + (\text{THCV} + 0.877 \cdot \text{THCVa}) + (\text{CBC} + 0.877 \cdot \text{CBCa}) + (\text{CBDV} + 0.877 \cdot \text{CBDVa}) + \Delta^8\text{THC} + \text{CBL} + \text{CBN}$

**Moisture:** NT

**Density:** 0.9517 g/mL

**Viscosity:** NT

**SAFETY ANALYSIS - SUMMARY**

**Pesticides:**  PASS

**Mycotoxins:**  PASS

**Residual Solvents:**  PASS

**Heavy Metals:**  PASS

**Microbial Impurities (PCR):** NT

**Microbial Impurities (Plating):** NT

**Foreign Material:** NT

**Water Activity:** NT

**Vitamin E Acetate:** NT

For quality assurance purposes. Not a Pre-Harvest Hemp Lab Test Report. These results relate only to the sample included on this report. This report shall not be reproduced, except in full, without written approval of the laboratory.


**Sample Certification:** California Code of Regulations Title 16 Effect Date January 16, 2019. Authority: Section 26013, Business and Professions Code. Reference: Sections 26100, 26104 and 26110, Business and Professions Code.

**Decision Rule:** Statements of conformity (e.g. Pass/Fail) to specifications are made in this report without taking measurement uncertainty into account. Where statements of conformity are made in this report, the following decision rules are applied: PASS - Results within limits/specifications, FAIL - Results exceed limits/specifications.

**References:** limit of detection (LOD), limit of quantification (LOQ), not detected (ND), not tested (NT)



LQC verified by: Michael Pham  
Date: 04/29/2020



Approved by: Josh Wurzer, President  
Date: 04/29/2020



CANNABINOID TEST RESULTS - 04/29/2020

Tested by high-performance liquid chromatography with diode-array detection (HPLC-DAD).

Method: QSP - (1157) Analysis of Cannabinoids by HPLC-DAD

**TOTAL THC: <LOQ**

Total THC ( $\Delta 9\text{THC} + 0.877 * \text{THCa}$ )

**TOTAL CBD: 895.020 mg/unit**

Total CBD ( $\text{CBD} + 0.877 * \text{CBDa}$ )

**TOTAL CANNABINOIDS: 896.730 mg/unit**

**TOTAL CBG: ND**

Total CBG ( $\text{CBG} + 0.877 * \text{CBGa}$ )

**TOTAL THCV: ND**

Total THCV ( $\text{THCV} + 0.877 * \text{THCVa}$ )

**TOTAL CBC: ND**

Total CBC ( $\text{CBC} + 0.877 * \text{CBCa}$ )

**TOTAL CBDV: 1.710 mg/unit**

Total CBDV ( $\text{CBDV} + 0.877 * \text{CBDVa}$ )

COMPOUND	LOD/LOQ (mg/mL)	MEASUREMENT UNCERTAINTY (mg/mL)	RESULT (mg/mL)	RESULT (%)
CBD	0.004 / 0.011	$\pm 1.429$	29.834	3.1348
CBDV	0.002 / 0.007	$\pm 0.003$	0.057	0.0060
$\Delta 9\text{THC}$	0.002 / 0.005	N/A	<LOQ	<LOQ
$\Delta 8\text{THC}$	0.01 / 0.02	N/A	ND	ND
THCa	0.001 / 0.002	N/A	ND	ND
THCV	0.002 / 0.008	N/A	ND	ND
THCVa	0.002 / 0.005	N/A	ND	ND
CBDa	0.001 / 0.003	N/A	ND	ND
CBDVa	0.001 / 0.003	N/A	ND	ND
CBG	0.002 / 0.005	N/A	ND	ND
CBGa	0.002 / 0.006	N/A	ND	ND
CBL	0.003 / 0.008	N/A	ND	ND
CBN	0.001 / 0.004	N/A	ND	ND
CBC	0.003 / 0.010	N/A	ND	ND
CBCa	0.001 / 0.004	N/A	ND	ND
<b>SUM OF CANNABINOIDS</b>			<b>29.891 mg/mL</b>	<b>3.1408%</b>

MOISTURE TEST RESULT

Not Tested
------------

DENSITY TEST RESULT

0.9517 g/mL
Tested 04/29/2020
Method: QSP - (1152) Sample Preparation

VISCOSITY TEST RESULT

Not Tested
------------

Unit Mass: 30 Milliliters per Unit / Serving Size:

$\Delta 9\text{THC}$ per Unit	1000.0 per-package limit	<LOQ	PASS
$\Delta 9\text{THC}$ per Serving			
CBD per Unit		895.020 mg/unit	
CBD per Serving			



 **Pesticide Analysis**

**CATEGORY 1 PESTICIDE TEST RESULTS - 04/29/2020** ✔ PASS

**CATEGORY 1 AND 2 PESTICIDES**

Pesticide and plant growth regulator analysis utilizing high-performance liquid chromatography-mass spectrometry (HPLC-MS) or gas chromatography-mass spectrometry (GC-MS). \*GC-MS utilized where indicated.

**Method:** QSP - (1212) Analysis of Pesticides and Mycotoxins by LC-MS or QSP - (1213) Analysis of Pesticides by GC-MS

COMPOUND	REPORTING LIMIT µg/g	ACTION LIMIT (µg/g)	MEASUREMENT UNCERTAINTY (µg/g)	RESULT (µg/g)	RESULT
Aldicarb				NT	
Carbofuran				NT	
Chlordane*				NT	
Chlorfenapyr*				NT	
<b>Chlorpyrifos</b>	0.06	≥ LOD	N/A	<b>ND</b>	<b>PASS</b>
Coumaphos				NT	
Daminozide				NT	
DDVP (Dichlorvos)				NT	
Dimethoate				NT	
Ethoprop(hos)				NT	
Etofenprox				NT	
Fenoxycarb				NT	
Fipronil				NT	
Imazalil				NT	
Methiocarb				NT	
Methyl parathion				NT	
Mevinphos				NT	
Paclobutrazol				NT	
Propoxur				NT	
Spiroxamine				NT	
Thiacloprid				NT	


**CATEGORY 2 PESTICIDE TEST RESULTS - 04/29/2020** ✔ PASS

<b>Abamectin</b>	0.10	0.3	N/A	<b>ND</b>	<b>PASS</b>
Acephate				NT	
Acequinocyl				NT	
Acetamiprid				NT	
<b>Azoxystrobin</b>	0.04	40	N/A	<b>ND</b>	<b>PASS</b>
<b>Bifenazate</b>	0.02	5	N/A	<b>ND</b>	<b>PASS</b>
<b>Bifenthrin</b>	0.02	0.5	N/A	<b>ND</b>	<b>PASS</b>
<b>Boscalid</b>	0.06	10	N/A	<b>ND</b>	<b>PASS</b>
Captan				NT	
Carbaryl				NT	
Chlorantraniliprole				NT	

Continued on next page



 **Pesticide Analysis** *Continued*

**CATEGORY 2 PESTICIDE TEST RESULTS - 04/29/2020** *continued*  **PASS**

**CATEGORY 1 AND 2 PESTICIDES**

Pesticide and plant growth regulator analysis utilizing high-performance liquid chromatography-mass spectrometry (HPLC-MS) or gas chromatography-mass spectrometry (GC-MS). \*GC-MS utilized where indicated.

**Method:** QSP - (1212) Analysis of Pesticides and Mycotoxins by LC-MS or QSP - (1213) Analysis of Pesticides by GC-MS

COMPOUND	REPORTING LIMIT µg/g	ACTION LIMIT µg/g	MEASUREMENT UNCERTAINTY (µg/g)	RESULT (µg/g)	RESULT
Clofentezine				NT	
Cyfluthrin				NT	
Cypermethrin	0.3	1	N/A	ND	PASS
Diazinon				NT	
Dimethomorph				NT	
Etoxazole	0.028	1.5	N/A	ND	PASS
Fenhexamid				NT	
Fenpyroximate				NT	
Flonicamid				NT	
Fludioxonil				NT	
Hexythiazox	0.04	2	N/A	ND	PASS
Imidacloprid	0.04	3	N/A	ND	PASS
Kresoxim-methyl				NT	
Malathion	0.05	5	N/A	ND	PASS
Metalaxyl				NT	
Methomyl				NT	
Myclobutanil	0.1	9	N/A	ND	PASS
Naled				NT	
Oxamyl				NT	
Pentachloronitrobenzene*				NT	
Permethrin	0.09	20	N/A	ND	PASS
Phosmet				NT	
Piperonylbutoxide	0.009	8	N/A	ND	PASS
Prallethrin				NT	
Propiconazole	0.03	20	N/A	ND	PASS
Pyrethrins				NT	
Pyridaben				NT	
Spinetoram				NT	
Spinosad				NT	
Spiromesifen	0.05	12	N/A	ND	PASS
Spirotetramat				NT	
Tebuconazole	0.07	2	N/A	ND	PASS
Thiamethoxam				NT	
Trifloxystrobin	0.03	30	N/A	ND	PASS





### Mycotoxin Analysis

MYCOTOXIN TEST RESULTS - 04/29/2020 ✔ PASS

Mycotoxin analysis utilizing high-performance liquid chromatography-mass spectrometry (HPLC-MS).

**Method:** QSP - (1212) Analysis of Pesticides and Mycotoxins by LC-MS

COMPOUND	LOD/LOQ (µg/kg)	ACTION LIMIT (µg/kg)	MEASUREMENT UNCERTAINTY (µg/kg)	RESULT (µg/kg)	RESULT
Aflatoxin B1	2.0 / 6.0	20	N/A	ND	PASS
Aflatoxin B2	1.8 / 5.6	20	N/A	ND	PASS
Aflatoxin G1	1.0 / 3.1	20	N/A	ND	PASS
Aflatoxin G2	1.2 / 3.5	20	N/A	ND	PASS
Total Aflatoxin		20		ND	PASS
Ochratoxin A	6.3 / 19.2	20	N/A	ND	PASS



### Residual Solvents Analysis

CATEGORY 1 RESIDUAL SOLVENTS TEST RESULTS - 04/29/2020 ✔ PASS

#### CATEGORY 1 AND 2 RESIDUAL SOLVENTS

Residual Solvent analysis utilizing gas chromatography-mass spectrometry (GC-MS).

**Method:** QSP - (1204) Analysis of Residual Solvents by GC-MS

COMPOUND	LOD/LOQ (µg/g)	ACTION LIMIT (µg/g)	MEASUREMENT UNCERTAINTY (µg/g)	RESULT (µg/g)	RESULT
1,2-Dichloroethane	0.05 / 0.1	1	N/A	ND	PASS
Benzene	0.03 / 0.09	1	N/A	ND	PASS
Chloroform	0.1 / 0.2	1	N/A	ND	PASS
Ethylene Oxide	0.1 / 0.4	1	N/A	ND	PASS
Methylene chloride	0.3 / 0.9	1	N/A	ND	PASS
Trichloroethylene	0.1 / 0.3	1	N/A	ND	PASS

CATEGORY 2 RESIDUAL SOLVENTS TEST RESULTS - 04/29/2020 ✔ PASS


Acetone	20 / 50	5000	N/A	ND	PASS
Acetonitrile	2 / 7	410	N/A	ND	PASS
Butane	10 / 50	5000	N/A	ND	PASS
Ethanol	20 / 50	5000	N/A	ND	PASS
Ethyl acetate	20 / 60	5000	N/A	ND	PASS
Ethyl ether	20 / 50	5000	N/A	ND	PASS
Heptane	20 / 60	5000	N/A	ND	PASS
Hexane	2 / 5	290	N/A	ND	PASS
Isopropyl Alcohol	10 / 40	5000	N/A	ND	PASS
Methanol	50 / 200	3000	N/A	ND	PASS
Pentane	20 / 50	5000	N/A	ND	PASS
Propane	10 / 20	5000	N/A	ND	PASS
Toluene	7 / 21	890	N/A	ND	PASS
Total Xylenes	50 / 160	2170	N/A	ND	PASS



 **Heavy Metals Analysis**

Heavy metal analysis utilizing inductively coupled plasma-mass spectrometry (ICP-MS).

**Method:** QSP - (1160) Analysis of Heavy Metals by ICP-MS

HEAVY METALS TEST RESULTS - 04/29/2020  **PASS**

COMPOUND	LOD/LOQ (µg/g)	ACTION LIMIT (µg/g)	MEASUREMENT UNCERTAINTY (µg/g)	RESULT (µg/g)	RESULT
Cadmium	0.02 / 0.05	0.5	N/A	ND	PASS
Lead	0.04 / 0.1	0.5	N/A	ND	PASS
Arsenic	0.02 / 0.1	1.5	N/A	ND	PASS
Mercury	0.002 / 0.01	3	N/A	ND	PASS

